



Norad

**giz**

Deutsche Gesellschaft  
für Internationale  
Zusammenarbeit (GIZ) GmbH




Digital  
Economy  
Compliance

Developed by CIAT / NORAD



# HANDBOOK



Version 2.0



# CONTENT

## CONTENT

<b>THE DIGITAL ECONOMY AND THE DEC SYSTEM.....</b>	<b>5</b>
• The Digital Economy.....	5
• Taxation of the Digital Economy.....	5
• DEC System (Digital Economy Compliance).....	6
<b>ADJUSTMENT OF LEGAL FRAMEWORK.....</b>	<b>7</b>
• General Aspects.....	7
• Legal Normative.....	7
• Destination Principle.....	7
• Taxable Activities or Taxable Events.....	7
• Liable Subjects.....	8
• Liability Regime.....	8
<b>FUNCTIONAL SPECIFICATIONS.....</b>	<b>9</b>
• Taxpayer Portal.....	9
• Taxpayer registration:.....	9
• Electronic mailbox:.....	10
• Registry Update:.....	10
• Two-step's authentication Security:.....	11
• API KEYS:.....	11
• Payment consultation:.....	11
• Tax Account consultation:.....	11
• Credit from corrections:.....	12
• Submit Tax Return:.....	12
• Submit additional reports:.....	12
• Submit Corrective Declaration:.....	12
• Consultation of Tax Returns:.....	13
• Consultation of Complementary Reports:.....	13
• Administrative Portal.....	14
• Two-steps Authentication Security.....	14
• Users management.....	14
• Taxpayers management.....	15
• Consultation of Security, Application, and Audit events.....	15
• Home Screen Configuration.....	16
• Security and Application Notification settings.....	17

• Configuration of security and application environment variables.....	18
• Catalogs configuration:.....	18
• Taxpayer Field settings:.....	19
• Operations settings (Economic Activity):.....	19
• Tax Administration:.....	20
• Forms management:.....	20
• Reports Administration:.....	22
• Operations management - taxes:.....	23
• Operations Management- Reports:.....	23
• Review of Taxpayers' Requests:.....	24
• Taxpayers Consultation.....	24
• Payment Consultation:.....	25
• Checking Account consultation:.....	25
• Rectification Credit.....	25
• Revision of Corrective tax returns:.....	26
• Compliance control.....	27
• Collections.....	27
• Penalties.....	28
• Reports, Declarations Consultation.....	29
• Reports, Consultation of Complementary Reports.....	30
• Taxpayer Management Reports.....	31
• Managerial Reports of Declarations.....	31
<b>SETUP FEATURES.....</b>	<b>32</b>
<b>TECHNICAL FEATURES.....</b>	<b>33</b>
• Test environment installation requirements.....	35
<b>SECURITY AND AUDIT.....</b>	<b>36</b>
• Two-Factor Authentication.....	36
• Audit Records.....	36
<b>USER EXPERIENCE.....</b>	<b>37</b>
• Dark mode.....	37
<b>MAINTENANCE.....</b>	<b>38</b>
• Source code.....	38
• System.....	38
<b>DEC IMPLEMENTATION.....</b>	<b>39</b>
• DEC implementation plan.....	40



# THE DIGITAL ECONOMY AND THE DEC SYSTEM

## THE DIGITAL ECONOMY AND THE DEC SYSTEM

### THE DIGITAL ECONOMY

From the final reports of the OECD in its BEPS Action plan, in 2015, it was concluded that it is not possible to precisely delineate the digital economy, given that it is becoming, more and more, the economy itself.

However, the digital economy and its business models present some key characteristics, which are relevant from a fiscal perspective, namely: mobility of intangible assets, users and business functions, the importance of data, network effects, the proliferation of business models, multifaceted business, the tendency to monopoly or oligopoly, and volatility.

Many companies have embraced global business models, centralizing functions regionally or globally rather than country-by-country. Even for small and medium-sized companies, it is possible to be "micro multinationals" that operate and have staff in multiple countries and continents.

Among the different business models of the digital economy, e-commerce, application stores, online advertising, cloud computing, participatory network platforms, high-frequency trading, intermediation of products, services, and currencies, online payment services, and many other activities stand out.

### **Taxation of the Digital Economy**

As a response to the need for tax administrations around the world to incorporate taxation of the digital economy into their tax systems, the working group led by the Organization for Economic Cooperation and Development - OECD, the Inter-American Center of Tax Administrations - CIAT, the Inter-American Development Bank - IDB, the World Bank - WB and the European Union - EU, have recommended the implementation of the value-added tax (VAT) as the first stage of taxation, which will allow the collection and control of the tax generated by cross-border transactions carried out through digital means.

One of the first steps that tax administrations must take to achieve this objective is to establish or adapt the tax regulations that establish tax obligations in the case of supply of goods, digital and intangible services, by foreign suppliers without physical presence, through digital means, for which it is essential to clearly identify in the law, the spatial scope of application of the normative, the activities considered as taxable events and the obligated subjects, under the figure of taxpayers, responsible and third parties.

To achieve effectiveness in the implementation of the consumption tax on digital activities, international guidelines recommend adopting the principle of destination when establishing connection links to tax goods and services in consumer jurisdictions, establishing, consequently, obligations taxes for foreign suppliers, even when they do not have a physical presence in said territories.

Establishing tax regimes aimed at foreign suppliers without a physical presence in the countries of consumption is an action to develop the principle of tax equality, which allows maintaining equity in the economies of the countries since it balances the conditions in which suppliers abroad compete with national suppliers. In addition, it strengthens the fiscal sovereignty of the countries in which foreign suppliers generate value through their activities.

#### DEC SYSTEM (DIGITAL ECONOMY COMPLIANCE)

The Inter-American Center of Tax Administrations - CIAT, with the financial support of NORAD (Norwegian Agency for Development Cooperation), in the quest to facilitate the implementation of effective mechanisms for the application of the tax to the digital economy, developed a technological registration system simplified and in compliance with tax obligations for the management of the tax regimes of the digital economy, which consists of a computer tool, low cost, open-source and fully parameterizable, which allows implementing the administrative management of the VAT applied on the digital transactions.

This tool was designed in order to be used for the effective implementation of mechanisms that allow implementing the administration of indirect taxation of the activities carried out within the digital economy, through the Value Added Tax, by the tax administrations with limited financial resources to carry out implementation processes for this type of tax.



# ADJUSTMENT OF LEGAL FRAMEWORK

## ADJUSTMENT OF LEGAL FRAMEWORK

### GENERAL ASPECTS

The DEC system is a technology tool designed based on international recommendations and best practices shared through the guidelines developed by the OECD, which serves as a mechanism for the practical application of the tax management processes required by the tax administration, to the administration of the value-added tax caused by the supply operations through digital means, of goods, digital and intangible services, carried out by foreign suppliers, without a physical presence in the country.

#### **Legal Normative**

The DEC system is the ideal solution available for the tax administrations of the countries that are in the process of adapting their tax system or that have already incorporated the necessary norms to establish the tax on the digital economy, in the form of taxation of the consumption, through the adaptation of the value-added tax, or through the creation of a special tax on digital activities.

### DESTINATION PRINCIPLE

To establish a tax on cross-border digital operations, the best international practices recommend adapting the tax legislation adopting the destination principle, which allows the taxation of transactions carried out on goods, services, and intangibles supplied from abroad that are consumed in the country.

#### **Taxable Activities or Taxable Events**

In relation to which operations must be taxed, the regulations must be adequate to qualify as taxable events the different activities carried out within the digital ecosystems.

The OECD guidelines indicate two viable qualification methods, the restrictive one, which consists of establishing an express classification of the activities that will be subject to the tax, and the extended one, which refers to the establishment of generic concepts, which allow covering almost all of the operations carried out by providers of goods, digital services, and intangibles. This last method is the most recommended because it allows the taxation of digital transactions with a wide spectrum of applications, makes the tax regime fairer and allows the taxation of new business models that continue to be created, without the need to modify the legal regime again.

The general, non-limiting classification allows establishing the tax on transfers classified as

- Operations with low value goods
- Supply of digital and intangible goods
- Provision of digital services
- Supply through digital platforms
- Use of data and online advertising
- Brokerage of sales, goods, currencies and services

## LIABLE SUBJECTS

The legislation must clearly establish that this tax regime is designed to qualify as taxpayers of the tax foreign suppliers of digital and intangible goods and services, who carry out supply activities from abroad, without maintaining a physical presence in their consumers' jurisdiction. For this reason, it is essential to have the adoption of the destination principle in the tax system, since it is the mechanism that attributes the competence to impose tax obligations on foreign taxpayers, without the need to require that they have physical, legal representation, or a permanent establishment in the country.

### Liability Regime

Once the constituent elements of the tax have been defined, such as the connecting links of the activities with the territory of the destination country, the taxable events, and the obligated subjects, it is necessary to have included into the regulations governing the tax, a simplified regime of tax obligations, which allows the correct implementation of the tax, comprising registration, declarations, payment, and reporting obligations.

The guidelines indicate that experience has shown that regimes that establish less complexity further stimulate compliance and voluntary payment by transnational corporations.



# FUNCTIONAL SPECIFICATIONS

## FUNCTIONAL SPECIFICATIONS

### TAXPAYER PORTAL

The taxpayer portal is the system that allows the taxpayer to interact with the tax administration, and has the following functionalities:

#### Taxpayer registration:

Allows the taxpayer to register with the tax administration. The interested party or obligated party must complete their registry information, which is organized into several subject areas: general data, tax data in their jurisdiction of residence, contact data, operations carried out by the taxpayer in the digital economy, tax vector, vector of reports and supporting documentation and acceptance of the terms and conditions. This registration is reviewed and, if applicable, approved by the tax administration officials. If the registration is not approved, there are mechanisms to contact the taxpayer, informing those data or information that must be corrected or provided.

#### TAX PAYER REGISTRY

**General** Tax Contacts Operations Tax vector Report Documents Acceptance

Person type

BUSINESS x | v

Business name

Tradename

## Electronic mailbox:

This feature implements within the system the electronic mailbox for taxpayer notifications and records each action that the Taxpayer performs in the system; for example, the filing of returns, the presentation of reports, the updating of data, and other actions that generate an electronic notification that is received by the taxpayer both in their email and in the DEC mailbox.

INBOX

**Notifications (1)**  
**Messages: 17**







**Alerts (0)**  
**Messages: 5**

**Notices (0)**  
**Messages: 0**

**Communications (0)**  
**Messages: 0**

Showing 1 to 15 of 17 entries

« < 1 2 > »

Actions	Message	Read	Date
	Su declaración de impuestos ha...	NO	03/05/2021
	We have received your Tax Retu...	Ok	11/03/2021
	We have received your Tax Retu...	Ok	11/03/2021
	Su declaración de impuestos ha...	Ok	22/02/2021
	Su declaración de impuestos ha...	Ok	15/02/2021
	Reporte recibido satisfactoria...	Ok	15/02/2021

## Registry Update:

Through the use of this feature, the taxpayer will be able to update their registry data throughout their life cycle.

### UPDATE REGISTRATION

**General**
Tax
Contacts
Operations
Tax vector
Report
Documents

Person type  

BUSINESS

Business name  

Empresa S.A.

Tradename  

La Empresa Comercial

## Two-step's authentication Security:

This feature allows the taxpayer to enable double factor authentication to enhance the security of access to the system.

### CONFIGURE AUTHENTICATOR APP

Download a two-factor authenticator app like Microsoft Authenticator for

1. Windows Phone, Android and Google Authenticator for Android and iOS.
2. Scan the QR Code or enter this key `d3dv 7gfs 5zrv w343 t2jq hyrr nz3s owr3` into your two factor authenticator app. Spaces and casing do not matter.



3. Once you have scanned the QR code or input the key above, your two factor authentication app will provide you with a unique code. Enter the code in the confirmation box below.

Verification Code

× CANCEL

✓ VERIFY

## API KEYS:

The system has an API KEYS generator so that the taxpayer can carry out software developments tailored to their needs, allowing them to use the web services provided by the system to be able to file tax returns and complementary reports.

### API KEYS

Name

SAP\_INTEGRATION

Expiration Date

01/05/2021

× CANCEL

✓ SAVE

## Payment consultation:

This feature allows the Taxpayer to consult all the payments made related to their tax obligations.

## Tax Account consultation:

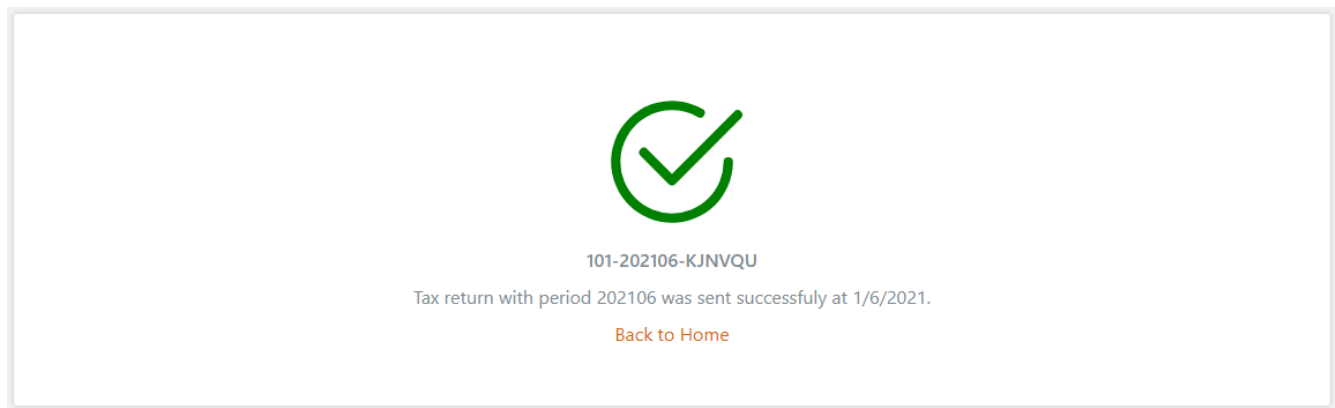
This feature allows the Taxpayer to consult their checking account. It allows viewing the details of transactions associated with both tax returns and payments provided by the current account of the tax administration.

### **Credit from corrections:**

This feature allows the taxpayer to consult the credits generated as a result of the presentation of corrective (corrective) returns that reduce the total tax to be paid and that are approved by an official of the tax administration.

### **Submit Tax Return:**

Through the use of this feature, the Taxpayer may submit their tax returns, in accordance with the tax vector associated with the taxpayer.



### **Submit additional reports:**

This feature allows the taxpayer to present complementary reports according to the vector of reports associated with the taxpayer.

### **Submit Corrective Declaration:**

Through the use of this feature, the Taxpayer may present corrective (corrective) declarations. The corrective statements that reduce the tax caused will remain in a pending status to be reviewed by an official of the tax administration who will make the decision to approve or reject the statement.

## Consultation of Tax Returns:

This feature will allow the Taxpayer to consult all the tax returns that have been submitted through DEC.

DETERMINATION OF TAX AND TOTAL TO PAY	
601 - Determined tax ⓘ	602 - Previous credit ⓘ
<input type="text" value="0.00"/>	<input type="text" value="0.00"/>
603 - Fines ⓘ	604 - Tax interest ⓘ
<input type="text" value="54.54"/>	<input type="text" value="54.54"/>
605 - Total to pay ⓘ	606 - Amendment credit applied ⓘ
<input type="text" value="109.08"/>	<input type="text" value="0.00"/>
607 - Credit due amendment ⓘ	608 - Type of change ⓘ
<input type="text" value="0.00"/>	<input type="text" value="1.00"/>
609 - Total local tax to pay ⓘ	610 - Next credit ⓘ
<input type="text" value="109.08"/>	<input type="text" value="0.00"/>

## Consultation of Complementary Reports:

This feature will allow the taxpayer to consult all the complementary reports that he has submitted.

### REPORT DETAILS

Report number	Period
<input type="text" value="3-202101-WYOTQG"/>	<input type="text" value="202101"/>
Report Name	
<input type="text" value="Sales report with foreign cards"/>	

Cell name	Type	Description
ID_CUSTOMER	Text	Customer identification
CUSTOMER_NAME	Text	Customer name
SALE_AMOUNT	Currency	Total amount of the sale
TAX	Currency	VAT tax

## ADMINISTRATIVE PORTAL

The Administrative portal is the system that allows the tax administration to manage all the actions necessary to facilitate the fulfillment of obligations by the taxpayer of the digital economy that carries out operations in its jurisdiction:

### Two-steps Authentication Security

This feature allows the taxpayer to enable double factor authentication to enhance the security of access to the system.

### Users management

The tax administration security officer who has access to this feature will be able to manage the users and permissions of all the tax administration officials.

#### EDIT USER

Id	User Name
<input type="text" value="ee44da3f-a6e3-4eca-bb93-ac470114e3de"/>	<input type="text" value="snoguez"/>
Department	Email
<input type="text" value=""/>	<input type="text" value="sebastian.noguez@ideati.net"/>
Name	Disabled
<input type="text" value="Sebastian Noguez"/>	<input type="checkbox"/>
Preferred Language	
<input type="text" value="en-US"/>	

#### ROLS

Account Reports ⓘ	<input checked="" type="checkbox"/>
Catalogs Administrator ⓘ	<input checked="" type="checkbox"/>
Details Reports ⓘ	<input checked="" type="checkbox"/>

## Taxpayers management

The official in charge of tax administration security with access to this feature may manage the taxpayer's users, in order to provide support for any problem related to access to the system.

<p><b>Id</b></p> <input type="text" value="218da3b8-6d4a-4c37-9faf-ace701322999"/>	<p><b>User Name</b></p> <input type="text" value="RUC-210310-SH2CMH"/>
<p><b>Email</b></p> <input type="text" value="sebastian.noguez@gmail.com"/>	
<p><b>Name</b></p> <input type="text" value="Sebastian"/>	<p><b>Disabled</b></p> <input type="checkbox"/>
<p><b>Preferred Language</b></p> <input type="text" value="es-ES"/>	
<div> <span>✕ CANCEL</span> <span>✓ SAVE</span> </div>	

## Consultation of Security, Application, and Audit events

The security official of the tax administration with access to this feature will be able to use the eight personalized logs where he can review all the events and actions carried out in the system, both at the security level, as well as at the application level, this being a fundamental tool to carry out any system audit.

### EVENT LOGS-SECURITY

<p><b>Date From</b></p> <input type="text" value="01/05/2021"/>	<p><b>Date To</b></p> <input type="text" value="03/06/2021"/>
<p><b>User</b></p> <input type="text"/>	<p><b>Aggregate Name</b></p> <input type="text" value="EnvironmentVariable"/>
<p><b>Event Name</b></p> <input type="text" value="AuthenticatorEnabled"/>	
<div> <span>↓ DOWNLOAD</span> </div>	

## Home Screen Configuration

This feature allows the tax administration to customize the home page of the system, for each of the languages configured in it.

### HOME TEMPLATE

Preferred Language

en-US

1

<div className="row">

2

<div className="col-12 col-md-6">

3

<div>

4

<h1 className="display-4 font-weight-bolder text-dark">D

5

</div>

6

<div>

7

<p>

8

This is the first Page of the <b>Digital Economy Com

9

</p>

10

The administrator can access and change the alerts a

11

that the Tax Authority requires to send to our client

12

Tax Payers, thanks for your register

13

</p>

14

</div>

15

</div>

16

</div>

17

<div className="col-12 col-md-6">

18

<div className="px-4 py-3">

19

<img width="500" className="img-fluid mx-auto mb-2" src=

20

</div>

21

</div>


22

</div>

DIGITAL ECONOMY COMPLIANCE

This is the first Page of the **Digital Economy Compliance System**

The administrator can access and change the alerts and informacions that the Tax Authority requires to send to our clients, Tax Payers, thanks for your register



856/15000

CANCEL

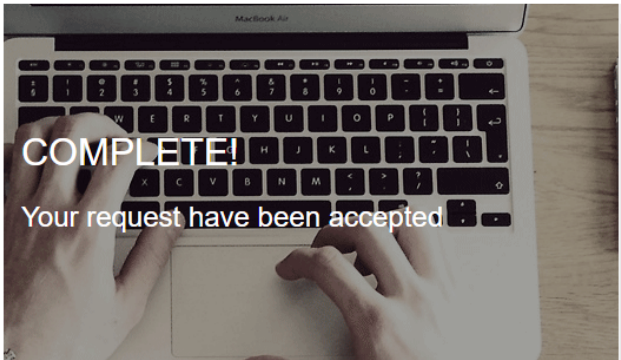
SAVE



## Security and Application Notification settings

these two functionalities allow the tax administration to customize the messages that are used by the system to send notifications to both the Taxpayer's electronic mailbox and their email. This feature allows the configuration of templates in each of the languages configured in the system.

### UPDATE - APPLICATION NOTIFICATIONS

<p>Template id</p> <div style="border: 1px solid #ccc; padding: 2px;">c9729519-b1bd-4390-95f4-7f7d3f94ebab</div> <p>Email notification</p> <div style="display: flex; align-items: center;"> <div style="width: 20px; height: 20px; background-color: orange; border-radius: 50%; margin-right: 5px;"></div> </div> <p>Preferred Language</p> <div style="border: 1px solid #ccc; padding: 2px; display: flex; justify-content: space-between;"> <span>en-US</span> <span>X   v</span> </div> <div style="border: 1px solid #ccc; padding: 5px; font-family: monospace; font-size: 0.9em;"> <pre> 1 &lt;!DOCTYPE html 2 PUBLIC "-//W3C//DTD XHTML 1.0 Transitional//EN" "http://www.w3 3 &lt;html xmlns="http://www.w3.org/1999/xhtml"&gt; 4 5 &lt;head&gt; 6 &lt;meta http-equiv="Content-Type" content="text/html; charset=ut 7 &lt;meta name="viewport" content="width=device-width, initial-sce 8 &lt;title&gt;Skyline Ping Email&lt;/title&gt; 9 &lt;style type="text/css"&gt; 10   @import url(http://fonts.googleapis.com/css?family=Lato:40 11 12   /* Take care of image borders and formatting */ 13   img { 14     max-width: 600px; 15     outline: none; 16     text-decoration: none; 17     -ms-interpolation-mode: bicubic; 18   } 19 20   a { 21     text-decoration: none; 22     border: 0; 23     outline: none; 24     color: #218E84; 25   } 26 27   a img { 28     border: none; 29   } 30 31   /* General styling */ 32   td, 33   h1, 34   h2, 35   h3, 36 </pre> </div> <p>6184/15000</p>	<p>Name</p> <div style="border: 1px solid #ccc; padding: 2px;">tax-payer-enrollment</div> <p>Push Notification</p> <div style="display: flex; align-items: center;"> <div style="width: 20px; height: 20px; background-color: orange; border-radius: 50%; margin-right: 5px;"></div> </div> <p>Inbox</p> <div style="border: 1px solid #ccc; padding: 5px;"> <p>Notifications X   v</p>  <p>Hi {{ TaxpayerName }},</p> <p>Your registration request has been received. If you have any issue, please <a href="#">contact support</a></p> <p>Thanks!</p> <p>Request Number:</p> </div>
---	--

## Configuration of security and application environment variables

These two functionalities allow the tax administration official to customize different system configuration variables, among which the data of the email server used to send notifications, the maximum amount number of failed login attempts allowed before locking the user or the total time associated with locking the user.

### UPDATE - APPLICATION ENVIRONMENT

Name

smtp\_server

Type

Text

x | v

Value

smtp.office365.com

x CANCEL

✓ SAVE

## Catalogs configuration:

This feature is one of the most important in terms of the parameterization and customization of the system since through this the tax administration official will be able to define different catalogs (Example: list of countries, regions, periods, types of taxpayers, and others) that can also be used in custom forms for filing tax returns. It is important to note that all the elements of the catalogs have multi-language feature.

### UPDATE - CATALOG TYPE

Id

1a46a213-de12-4e95-a050-986e160653f2

Name

countries

Description













countries

en-US  1/4

## Taxpayer Field settings:

This feature allows the tax administration official to configure the fields that need to be enabled for the taxpayer registration feature.

### TAXPAYER FIELDS

<b>Contact ADDRESS</b> Enabled 	<b>Contact CITY</b> Enabled 	<b>Contact IDENTIFICATION</b> Enabled 	<b>Contact IDENTIFICATION TAX NUMBER</b> Enabled 
<b>Contact PHONE NUMBER</b> Enabled 	<b>Contact POLITICAL DIVISION</b> Enabled 	<b>Contact ZIP CODE</b> Enabled 	<b>Documents CONTACT IDENTITY IN THE RESIDENCE COUNTRY</b> Enabled 
<b>Documents LOCAL CONTACT REGISTERED IDENTITY</b> Enabled 	<b>General Data ADDRESS</b> Enabled 	<b>General Data CITY</b> Enabled 	<b>General Data COMMERCIAL NAME</b> Enabled 

## Operations settings (Economic Activity):

This feature allows the tax administration official to manage the list of operations (or simplified economic activity) that taxpayers can carry out in the digital economy. These operations are very important, they are the ones that determine the taxpayer's tax obligations at the time of registration.

### ECONOMY ACTIVITY




Code

Name

✕ CLEAR

+ NEW

🔍 SEARCH

Actions	Code	Name	Description
	001	Services broker	Services broker
	002	Delivery of digital content	Delivery of digital content from downloads, streaming or other technologies.
	003	Software or infrastructure services/ licensing	Software or infrastructure services/ licensing
	004	Advertising	Advertising
	005	Other activities	Other activities
	006	IT services export	IT services export

## Tax Administration:

This feature allows the tax administration official to manage the digital economy taxes or tax obligations that the system will process.

General

Rates

Periodicity

Code

101

Short Name

VAT US

en-US 2/4

Name

Value Added Tax

en-US 2/4

× CANCEL

DELETE

✓ SAVE

## Forms management:

This feature allows the tax administration official to configure the system's forms, which are the instruments through which taxpayers present their tax returns. This, from the perspective of the tax administration, is one of the most important functionalities of the system. It allows setting the general characteristics; For example, the form name, the possibility of submitting corrective returns and if they need to be reviewed by the tax administrations or, on the contrary, if they are automatically accepted, the possibility of configuring the details of the forms at the level of each box, being able to establish data entry fields, fields that are pre-filled with taxpayer information or calculated fields that allow configuring both logical / arithmetic formulas and the result of consumption of integration web services that can be provided by the administration's Core Tax system.

FORMS

VERSIONS

Code

100

Short name

VAT

en-US 1/4

Name

Value Added Tax

en-US 1/4

Tax

Value Added Tax

Number Modifications

4

Amendment Approval Required

☒

Version: 1

Since: 01/01/2019

⚙️

+ NEW VERSION

× CANCEL

DELETE

✓ SAVE

**General data**
Sections
Cells
Preview
Current Account Rules

Form code  
100
Form name  
Value Added Tax

Version  
1

Start date  
01/01/2019
End date

Enabled  
☒

× CANCEL
DELETE
SAVE

General data
Sections
**Cells**
Preview
Current Account Rules

Cell code  
402
Cell name  
402 - Tax that is obtained by applying the rate on the tax base  
en-US 1/4

Description  
Tax that is obtained by applying the rate on the tax base  
en-US 1/4

Section  
SALES DATA
Type  
Currency

Service

Service Parameters  
+

Order  
402
Formula  
C[401]\*0.07

Mandatory  
☒
Editable  
☐

Visible  
☒
Taxreturn Total  
☐

× CANCEL
DELETE
SAVE

## Reports Administration:

Like the forms' management feature, this feature allows the tax administration official to configure the instruments that are used by the taxpayers to present the complementary reports that the tax administration deems necessary.

General

Periodicity

REPORT

VERSIONS

Code

1

Short Name

Sales report

en-US 1/4

Name

Sales report

en-US 1/4

+ NEW VERSION

× CANCEL

DELETE

✓ SAVE

Version

Fields

+ NEW

1 - CUSTOMER\_NAME

Description: Customer name

Type: Text

Order: 1

Formula:

EDIT

2 - PERIOD

Description: Customer billing period (YYYY-MM-DD)

Type: Date

Order: 2

Formula:

EDIT

3 - AMOUNT\_BILLED

Description: Customer invoice amount

Type: Currency

Order: 3

Formula:

EDIT

## Operations management - taxes:

This feature allows establishing the links between operations and taxes. These relationships are used by the system to determine the tax vector of the taxpayer at the time of registration or updating of their registry data.

### MANAGE TAX OPERATIONS






Tax

Operation

✕ CLEAR

+ NEW

🔍 SEARCH

Actions	Operation	Tax
	Services broker	Value Added Tax
	Software or infrastructure services/ licensing	Value Added Tax
	IT services export	Value Added Tax
	Advertising	Income tax
	Delivery of digital content	Income tax

## Operations Management- Reports:

This feature allows to establish the links between operations and complementary reports. These relationships are used by the system to determine the taxpayer's reporting vector at the time of registration or updating of their data.

### MANAGE REPORT OPERATIONS




Report

Operation

✕ CLEAR

+ NEW

🔍 SEARCH

Actions	Operation	Report
	Software or infrastructure services/ licensing	Sales report with foreign cards
	Advertising	Sales report
	Delivery of digital content	Sales report with foreign cards

## Review of Taxpayers' Requests:

The tax administration official with access to this feature will be able to review the registration requests of new taxpayers, as well as the requests to update the data of existing taxpayers. This feature allows approving, rejecting or requesting additional information from the taxpayer.

General
Tax
Contacts
Operations
Tax vector
Report
**Documents**

Identifier of the company registration document  

DOWNLOAD FILE
numbers.pdf

Contact identity in the residence country  

DOWNLOAD FILE
numbers.pdf

Local contact registered identity  

DOWNLOAD FILE
numbers.pdf

✕ CANCEL
🗑 REJECT
🔍 REQUEST ADDITIONAL INFORMATION
✓ APPROVE

## Taxpayers Consultation





The tax administration official with access to this feature may consult the taxpayer's data in the system.

### TAXPAYER REPORT

Nit
Name

Country
Person type

✕ CLEAR
🔍 SEARCH

Actions	Nit	Name	Person type	Email
	RUC-201023-VQ0ABE	Ctbte #3 Español	INDIVIDUALS	rolando.delacruz@ideati.net
	RUC-201023-9OFNVW	Ctbte Nat #4	INDIVIDUALS	ROLANDO.DELACRUZ@IDEATI.NET
	RUC-201023-8EL4RM	Ctbte # 5 Nat Español	INDIVIDUALS	rolando.delacruz@ideati.net
	RUC-201023-CE9SDO	Marcos Prins	INDIVIDUALS	marcosprins@gmail.com





## Payment Consultation:

The tax administration official with access to this feature may consult the payments of any taxpayer in the system. This feature is important for tax administration officials who work performing help desk functions for the taxpayers.

### PAYMENT INQUIRY

<p>Tax identification</p> <input type="text"/>	<p>Tax</p> <input type="text"/>
<p>Date from</p> <input type="text"/>	<p>Date to</p> <input type="text"/>

 CLEAR
 SEARCH

## Checking Account consultation:

This feature allows the tax administration official to check the checking account of any Taxpayer registered in the system and consequently their payments. This feature is very important for tax administration officials who work performing help desk functions for Taxpayers.

## Rectification Credit

This feature allows the tax administration official to consult the credits generated by any taxpayer registered in the system. This functionality is very important for tax administration officials who work performing help desk functions for Taxpayers.

## Revision of Corrective tax returns:

This feature allows the tax administration official to carry out revision tasks of the corrective statements that have been entered into the system. It is important to note that only the corrective declarations of the tax forms that have been configured with the option **"Rectifications Requiring Review"** will be listed. The official with access to this functionality may approve or reject the rectifying statement, and in the event of rejection, they must indicate to the taxpayer the reason why their correction has been rejected.

DETERMINATION OF TAX AND TOTAL TO PAY	
601 - Determined tax ⓘ	0.42
603 - Fines ⓘ	54.54
605 - Total to pay ⓘ	109.50
607 - Credit due amendment ⓘ	1,399,999,929.58
609 - Total local tax to pay ⓘ	109.50
602 - Previous credit ⓘ	0.00
604 - Tax interest ⓘ	54.54
606 - Amendment credit applied ⓘ	0.00
608 - Type of change ⓘ	1.00
610 - Next credit ⓘ	0.00

× CANCEL
REJECT
✓ APPROVE

---

**PURCHASE DATA**

Comments

Approve ☒

---

**DETERMINATION OF TAX AND TOTAL TO PAY**

Comments

Approve ☒

---

General Comments

× CANCEL
REJECT

## Compliance control

Taxpayers' compliance with their obligations to file tax returns is automatically verified. If any taxpayer has failed to file, the system will automatically communicate with the taxpayer's contacts to report the situation and request the filing of the return.

TAXPAYER

---

TIN  
**RUC-201023-90FNVW**








Taxpayer  
**Ctbte Nat #4**

NON-COMPLIANCE DUE TO TAX

---

INCOME TAX

---

						
Period <b>2021</b>	Expiration date <b>10/01/2022</b>	Notification date <b>07/11/2022</b>	Presentation date <b>---</b>	Wait <b>350 days</b>	Penalty <b>0.00</b>	Declaration amount <b>0.00</b>

← RETURN

## Collections

In case the taxpayer has not complied with the payment within the expected dates, the system automatically notifies his contacts about the situation, requesting the payment to be made. Collection officers are informed about these cases, which will have tracking tools to monitor their progress and record all communication with the taxpayer and the administration.

TAXPAYER

---

TIN  
**RUC-201112-DYKG9K**









Taxpayer  
**Ctbte#22NatESP**

NON-COMPLIANCE DUE TO TAX

---



VALUE ADDED TAX

---

							
Period <b>2022-11</b>	Expiration date <b>10/12/2022</b>	Last payment <b>---</b>	Wait <b>16 days</b>	Penalty <b>0.00</b>	Declaration amount <b>---</b>	Monto de pago <b>0.00</b>	Balance <b>0.00</b>

TAX RETURNS AND PAYMENTS

---

	Date <b>26/11/2020</b>	Period <b>201909</b>	<b>14.00</b>
	Date <b>23/11/2020</b>	Period <b>201910</b>	<b>0.00</b>

COMMUNICATIONS

---

There is no result

## Penalties

The configuration of penalties associated with faults in the control of noncompliance or collection is allowed. In the case of taxpayers who incur in any of these conditions, the penalty configured for the corresponding tax and period will be applied automatically.

PENALTY

Tax	Account type	Transaction type
<input type="text"/>	<input type="text"/>	<input type="text"/>
Periodicity Type	Period from	Period to
<input type="text"/>	<input type="text" value="yyyyymmdd"/>	<input type="text" value="yyyyymmdd"/>
Type	Value type	Value
<input type="text"/>	<input type="text"/>	<input type="text"/>

× CANCEL
✓ SAVE

## Reports, Declarations Consultation

This feature allows the tax administration official to consult all the tax returns that have been entered into the system, as well as filtering by multiple criteria.

### TAXRETURN REPORTS

Form <input type="text"/>	Period ⓘ <input type="text"/>
Country <input type="text"/>	Operation Type <input type="text"/>
Nit <input type="text"/>	Taxreturn Number <input type="text"/>
Period From <input type="text"/>	Period To <input type="text"/>
Active <input type="text"/>	Status <input type="text"/>

[✕ CLEAR](#)
[🔍 SEARCH](#)

Actions	Nit	Taxpayer Name	Taxreturn Number	Create Date	Operation Type	Status	Form
<a href="#">🔍</a>	RUC-201030-GHF8IZ	Ctbte 9 Nat US	101-202010-WPPZFG	19/11/2020	Original	Accepted	200
<a href="#">🔍</a>	RUC-201109-9BNRM2	Ctbte#21USNat	101-201910-WPPZXT	19/11/2020	Original	Accepted	100
<a href="#">🔍</a>	RUC-201109-9BNRM2	Ctbte#21USNat	101-202001-WNKZXG	19/11/2020	Original	Accepted	100
<a href="#">🔍</a>	RUC-201109-9BNRM2	Ctbte#21USNat	101-202001-WNNJXG	19/11/2020	Original	Accepted	100
<a href="#">🔍</a>	RUC-201109-9BNRM2	Ctbte#21USNat	101-201912-WPPTBG	19/11/2020	Original	Accepted	100
<a href="#">🔍</a>	RUC-201109-9BNRM2	Ctbte#21USNat	101-200001-WDPFXG	19/11/2020	Original	Accepted	100
<a href="#">🔍</a>	RUC-201030-GHF8IZ	Ctbte 9 Nat US	101-202001-RWPZXG	20/11/2020	Original	Accepted	200
<a href="#">🔍</a>	RUC-201112-DYKG9K	Ctbte#22NatESP	101-201912-QWPZXG	20/11/2020	Original	Accepted	100
<a href="#">🔍</a>	RUC-201112-DYKG9K	Ctbte#22NatESP	101-201912-EREZPXG	23/11/2020	Original	Accepted	100
<a href="#">🔍</a>	RUC-201112-DYKG9K	Ctbte#22NatESP	101-201911-NOSREW	23/11/2020	Original	Accepted	100

Showing 1 to 15 of 140 entries

## Reports, Consultation of Complementary Reports

This feature allows the tax administration official to consult any complimentary report that has been presented by the taxpayer. Through this functionality, it is possible to filter by multiple criteria.

### REPORT DETAILS

Report type <input type="text"/>	Period ⓘ <input type="text"/>
Country <input type="text"/>	Operation Type <input type="text"/>
Nit <input type="text"/>	Report number <input type="text"/>
Period From <input type="text"/>	Period To <input type="text"/>
Tax payer Name <input type="text"/>	

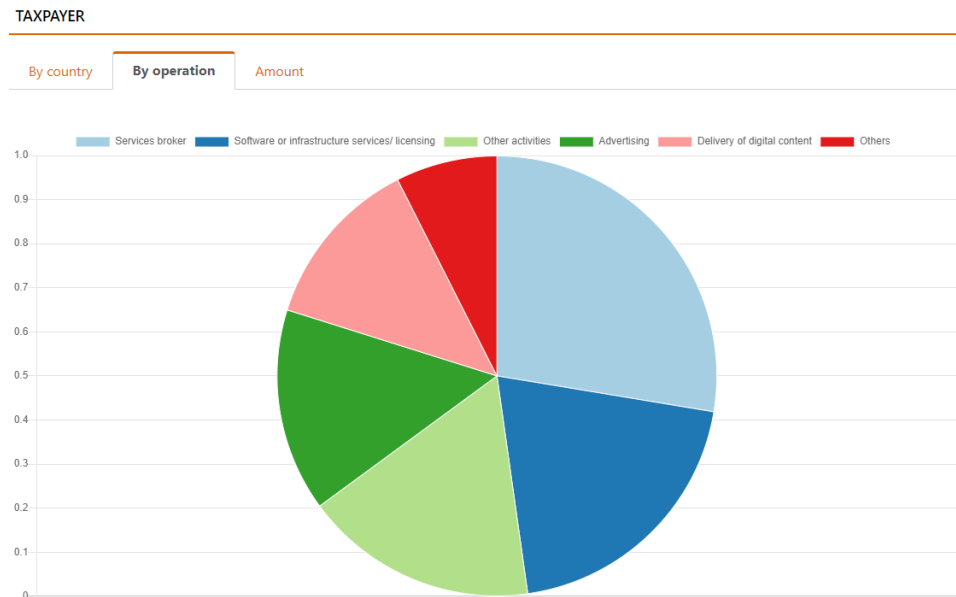
☐ CLEAR

Actions	Report number	Tax payer number	Tax payer Name	Type	State	Active	Registration Date
<input type="button" value="Q"/>	3-201903-VFDHOZ	RUC-201112-DYKG9K	Ctbte#22NatESP	original	error	No	01/12/2020
<input type="button" value="Q"/>	3-202002-8RUFGR	RUC-201112-DYKG9K	Ctbte#22NatESP	original	error	No	03/12/2020
<input type="button" value="Q"/>	3-202001-YBODQQ	RUC-201112-DYKG9K	Ctbte#22NatESP	original	error	No	03/12/2020
<input type="button" value="Q"/>	1-201901-F29DMV	RUC-201203-XLEAKK	SubsSmart	original	error	No	03/12/2020
<input type="button" value="Q"/>	3-201901-T9ZRTL	RUC-201203-XLEAKK	SubsSmart	original	error	No	03/12/2020
<input type="button" value="Q"/>	3-202001-6GTWNI	RUC-201203-XLEAKK	SubsSmart	original	error	No	03/12/2020
<input type="button" value="Q"/>	3-202002-53AVKZ	RUC-201203-XLEAKK	SubsSmart	original	processed	No	03/12/2020
<input type="button" value="Q"/>	3-202003-OQZOND	RUC-201203-XLEAKK	SubsSmart	original	processed	No	03/12/2020
<input type="button" value="Q"/>	3-202004-2G1SLM	RUC-201203-XLEAKK	SubsSmart	original	error	No	03/12/2020
<input type="button" value="Q"/>	3-201903-KIPS3B	RUC-201112-DYKG9K	Ctbte#22NatESP	original	accepted	No	09/12/2020

Showing 1 to 15 of 85 entries

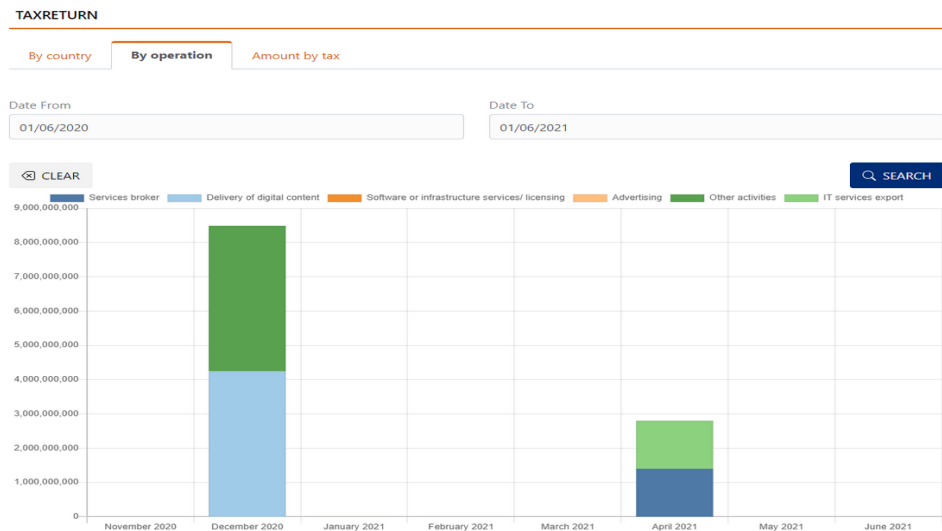
## Taxpayer Management Reports

This feature allows the tax administration official to view in a dashboard the consolidated information on the Taxpayers registered in the system.



## Managerial Reports of Declarations

This feature allows the tax administration official to view in a dashboard consolidated information on the Tax Returns submitted by Taxpayers.



# SETUP FEATURES

## SETUP FEATURES

DEC was conceived on the basis that it could be easily implemented in any tax administration that had the challenge of managing taxes in the digital economy.

**Under this premise, the system has the following characteristics:**



Parameterization in all the modules and functionalities of the system, including the parameterization of templates for all notifications made by the system and configuration of personalized catalogs.



Configuration of electronic forms for filing the tax returns.



It enables integration with the tax management system of the Tax Administration. In this sense, the DEC provides integration mechanisms with the main modules of the tax core, highlighting the taxpayer module and the tax account module.



Multi-language configuration of the system (currently available in Spanish and English).



Graphic design adaptable to the needs of the tax administration. Allows to customize name, logos and institutional colors.



# TECHNICAL FEATURES

## TECHNICAL FEATURES

The DEC system is made up of the following components:



### WEB SERVERS:

**Taxpayer Portal:** Web server that allows access to the functionalities available to the taxpayers.

**Administrative Portal:** Web server that allows access to the functionalities available to Tax Administration officials.



### API SERVERS

#### For Administrative Portal

- **Security Backend:** API server that implements authentication and authorization services.
- **Application Backend:** API server that implements the services of the functionalities used by Tax Administration officials.

#### For Taxpayer Portal

- **Security Backend:** API server that implements authentication and authorization services.
- **Application Backend:** API server that implements the services of the functionalities used by taxpayers.

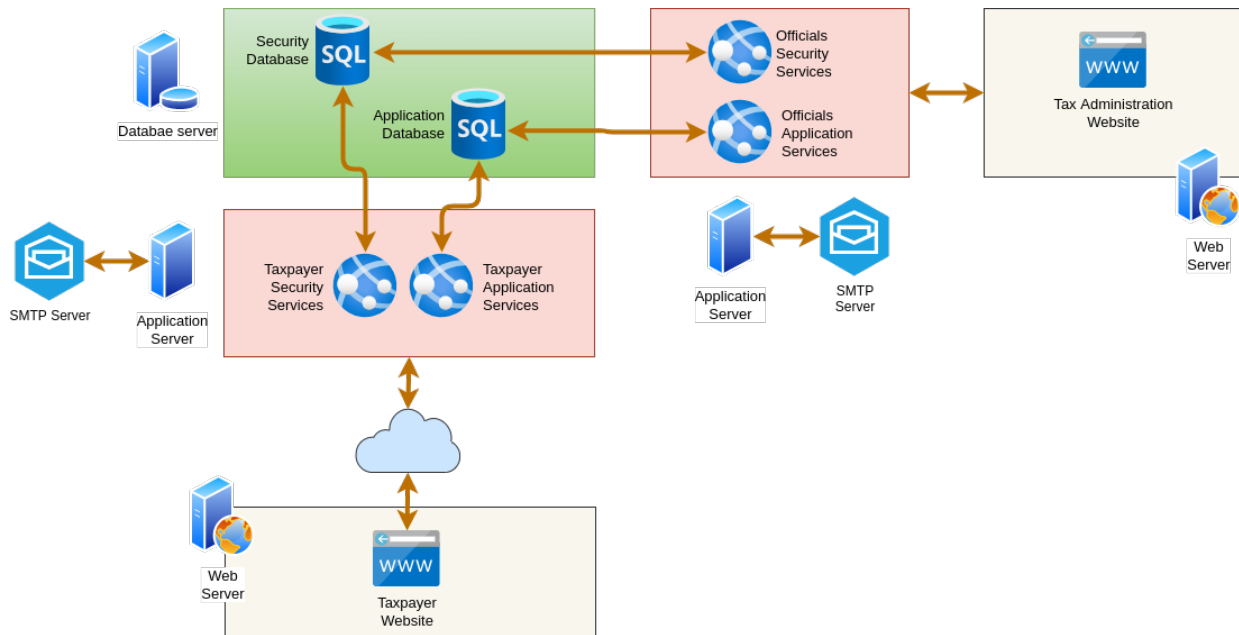


### DATABASES

**Safety database:** In charge of managing user and role information.

**Database:** Database in charge of storing the data and transactions associated with the DEC system.

In the following conceptual architecture diagram, we can see how these components interact.



The DEC system architecture has the following advantages:

**It can be implemented in any of the following options:**

- Microsoft Azure
- AWS
- Google Cloud
- On-premises (Servidores Windows o Linux)

**Regarding the system database repositories, you can use:**

- SQL Server
- Oracle
- MySQL
- PostgreSQL

## TEST ENVIRONMENT INSTALLATION REQUIREMENTS



### BACKEND

- It must have a connection to the database associated with the environment (development, tests)
- At least 10gb of memory
- 30GB of disk space available for the system.



### FRONTEND

- At least 8GB of memory
- 30GB of disk space available for the system.



### INTEGRATION API

- At least 8GB of memory
- 30GB of disk space available for the system.



### DATABASES

- 1 database schema for DEC
- 1 database schema for DEC-SECURITY
- The user accessing the databases must have DDL permissions on those schemas (The system will create tables when starting for the first time).

# SECURITY AND AUDIT

## SECURITY AND AUDIT

### TWO-FACTOR AUTHENTICATION

Regarding the security of the system, access to the DEC is done through username and password, where additionally every user of the system, taxpayer, or administrator can enable the two-steps authentication (2FA) feature.



When implementing the DEC in the Tax Administration, it is possible to configure the integration with the security services that its authentication scheme uses.

### AUDIT RECORDS

The system includes the audit feature, which is composed of records of events, accesses, and operations that allow identifying any action that occurs therein.

# USER EXPERIENCE

## USER EXPERIENCE

The behavior and graphic design of DEC were carried out considering the main guidelines and good practices for the user's experience, made up by a set of factors and elements related to the user interaction, which may result in a positive or negative perception of said product.

General Tax Contacts Operations Tax vector Report

Documents Acceptance

Person type

## DARK MODE

Another feature of DEC is that it can be used in dark mode, in those internet browsers that implement this feature.

Menu admin

FORMS

Code 211 Short name IVA

Name IVA

Tax Impuesto al Valor Agregado

Number Modifications 2

Amendment Approval Required

CANCEL DELETE SAVE

VERSIONS

Version: 1 Since: 21/05/2021

+ NEW VERSION

Digital Economy Compliance

# MAINTENANCE

## MAINTENANCE

### SOURCE CODE

The DEC implementation project includes the transfer of the system's source code only to Tax Administrations, without charges associated with this transfer.



### SYSTEM

Once the DEC tool is installed, the Tax Administration will have total control over the corrective and evolutionary maintenance of the system.

The beneficiaries of the DEC system will be able to incorporate future updates developed by the CIAT team with the purpose of optimizing existing functionalities or creating new ones.



# DEC IMPLEMENTATION

## DEC IMPLEMENTATION

CIAT has a dedicated multidisciplinary implementation team, which works hand in hand with the counterpart team established by the TA.

It is important that the TA define a counterpart team, which must contain at least the following key profiles:



### PROJECT MANAGER

In charge of leading the DEC implementation project



### DEVELOPMENT TEAM

Personnel from the TA development team, who will participate in the configuration and integration activities of the TA Core with the DEC.



### FUNCTIONAL TEAM

Personnel in charge of the definition of tax forms



### QUALITY ASSURANCE TEAM

Personnel in charge of approving the system prior to deployment in production.



### LEGAL TEAM

In charge of defining the terms, conditions and policies of use of the system.

CIAT has prepared a basic DEC implementation plan that has a 12-week extension. This plan has four phases.

1. Project initiation and presentation phase.
2. Survey phase to detect the specific needs of the TA where characteristics of the Core system and the forms of integration it provides are reviewed. In this phase the scope will be established in terms of integration with the Taxpayer registry of the Core system, as well as the integration of the Taxpayers current account.
3. Implementation phase, which is the most extensive of the project, where the DEC configurations and parameterizations are carried out, as well as the integrations with the CORE system.
4. Finally, there are two weeks for the approval and deployment of the DEC system in the production environment.

[illegible]





# Digital Economy Compliance

Developed by CIAT / NORAD

